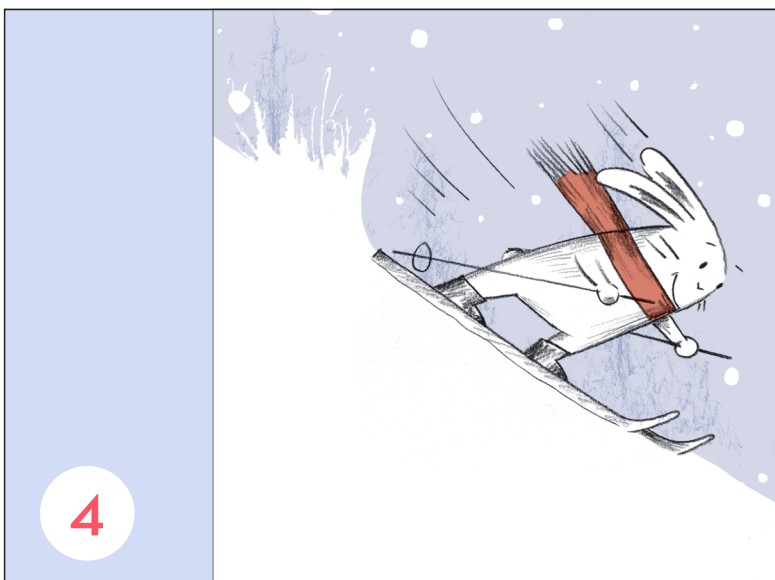






# DIY Bunny Slopes Flip Book


- Cut out the pages along the outer border.
- Collect the pages in order and staple along the white dotted line.
- Get flipping!

Bonus! Turn the flip book over and illustrate your own book on the back







6




7



8



9



10



11

