

The Perfect



Percival Priggs

by Julie-Anne Graham

Activity Pack

The Perfect Percival Priggs introduces children to the idea that no one is perfect, and encourages them to pursue what they love even if they don't get it right first time. The story reassures them that they are loved for who they are and not what they achieve.

This activity pack is based on the content of the picture book and is for use by teachers, librarians or parents.

The book is aimed at children between the ages of 4-7.



RPiKIDS

Questions



Before reading

Look at the front cover.

- Does Percy look perfect to you?

After reading


Look back over the pictures and invite children to comment on what they notice. Questions might include:

- How does Percy feel when he is trying to be perfect?
- Why do you think he says nothing to his parents?
- Look at the picture of Percy in his bedroom. Can you see what caused the rocket to take off?
- Percy discovers his parents aren't perfect after all. Are your parents perfect or do they sometimes make mistakes?
- Percy didn't mean to wreck the house, but in the end it turned out to be a good thing. Why?
- Can you think of a time when you got something wrong but it turned out to be a good thing? What are the benefits of making mistakes?
- Are there any things you do that you don't enjoy? Is there anything you would like to try instead?
- If you could have a shelf of awards for things you love, what would be on it?
- What items from the story can you spot in the wallpaper?

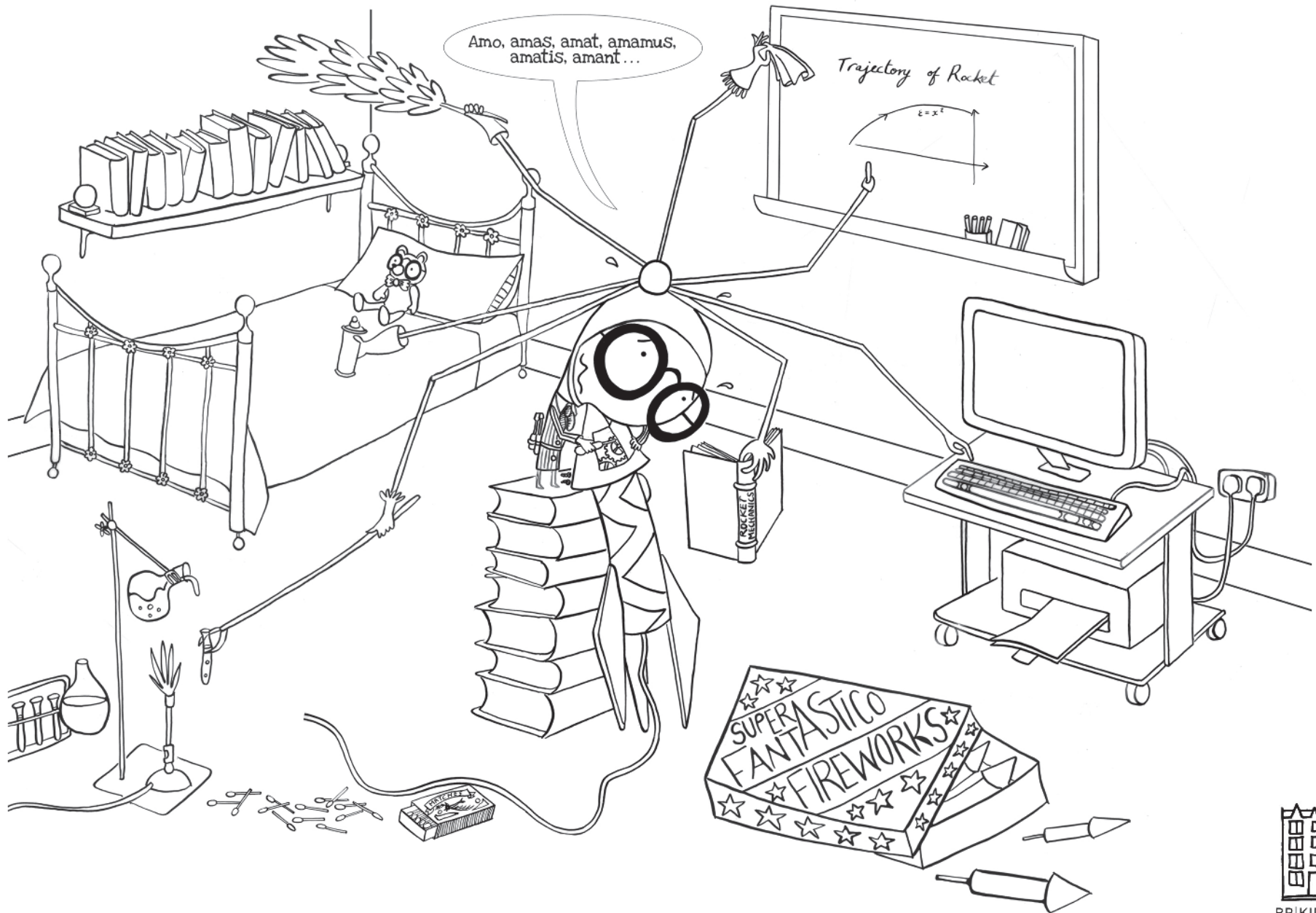


RPIKIDS

Color in Percy and his family!



Color in Percy hard at work!



Funny names

A lot of the awards in the book begin with the same letter. This is called alliteration. Here are some examples:

- ✦ Prim and Proper Prize for Particularly Pleasing Politeness
- ✦ Shakespearean Scroll for Spouting Sensational Sonnets
- ✦ Tctally Tremendous Tooter

Can you come up with some funny titles of awards of your own using words that start with the same letter?



Make up some funny names
and write them on these trophies!






Design an award

Make up a silly award you'd love to win
and draw it in the frame above.



RPIKIDS



Draw Percy's hair


Make it as messy or as neat as you like!



RPIKIDS



Can you guide Percy through the maze to collect all the things he loves and then out to his favourite trophy?



RP KIDS






Hooray! Percy has found things that he loves.




Draw some things you'd love to try in the frames.



Crossword

Mrs Priggs has made up a crossword puzzle for you.
See if you can work out the answers by looking at the book.



ACROSS

1. What was Percy's favorite award? (4, 3, 4)
6. What is Mrs Priggs first name? (8)
7. What did Percy win the Goopy Gel Award for? (6)
9. What color is Percy's guitar? (3)
10. What is the name of the female poodle? (5)
11. What is one of the things that Percy loves? (3)
15. What color is Mr Priggs' car? (4)
16. What did Mrs Priggs win the Spectacular Scales Award for? (5)
18. *Fill in the blank.* Percy wins The ____ and Proper Prize for Particularly Pleasing Politeness. (4)
19. Mrs Priggs baked a horrible cake using chili and what other ingredient? (7)
20. What is Mr Priggs' favorite flower? (4)

DOWN

2. What instrument do you see Percy practicing? (4)
3. What is Mr Priggs using to help him cut the hedge straight? (5)
4. *Fill in the blank.* On Percy's list, the Physics Fair is for Gloriously Gifted _____s? (4)
5. What does Mrs Priggs have a PhD in? (11)
8. What kind of worm did Percy win a prize for? (10)
12. What is the name of the chess cup that Percy is entered into? (9)
13. What award did Mrs Priggs win for flower arranging? Battle of the _____? (6)
14. What kind of crossword clues did Mrs Priggs win an award for? (7)
17. How many rockets can you count in the garden? (4)



Spot the difference



There are ten differences between the two pictures. Can you find them all?



Tried and failed

These people tried and failed A LOT before they finally succeeded.
Follow the line to see how many attempts they made and what they created.

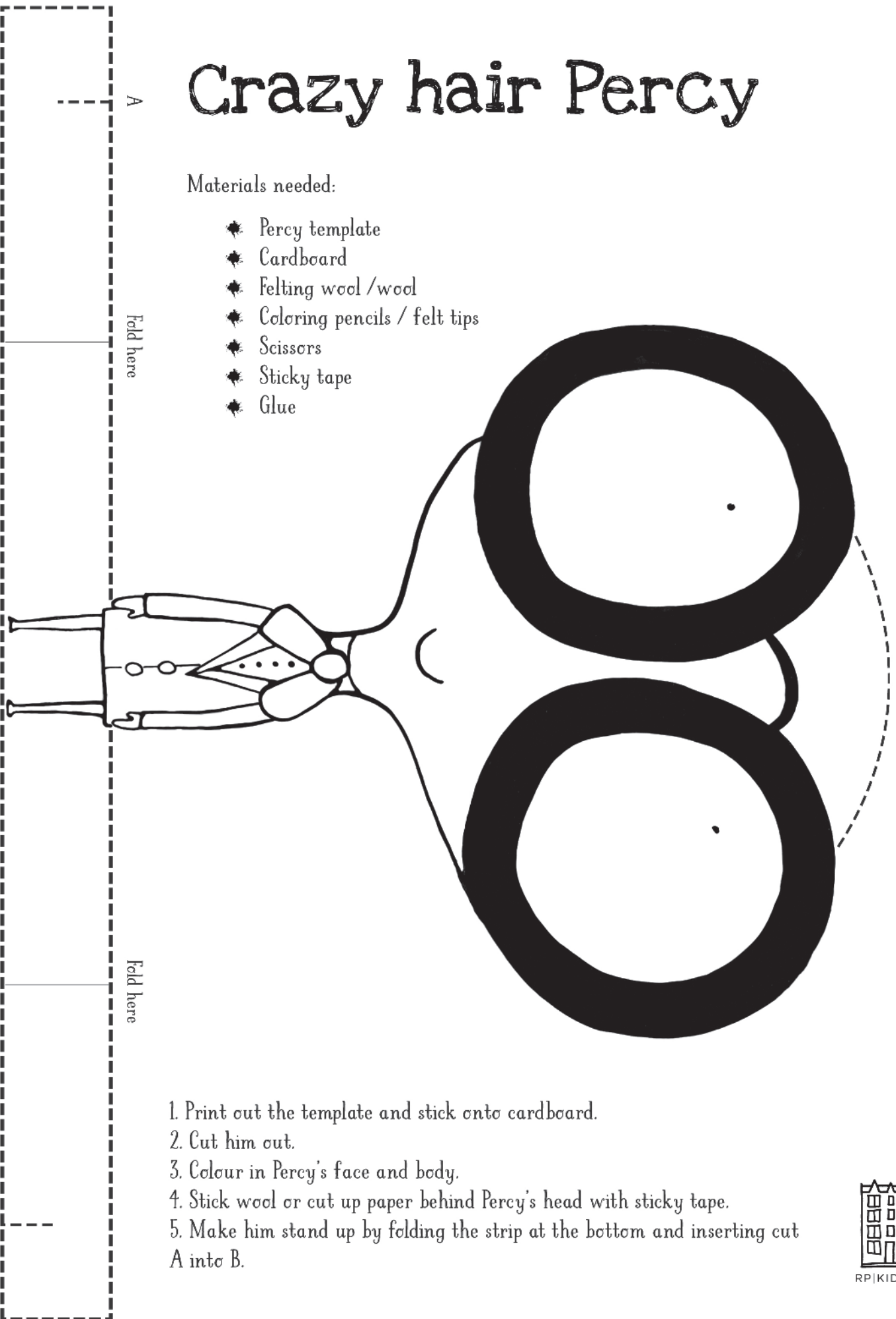
Do you think they loved what they were doing?



Crazy hair Percy

Materials needed:

- Percy template
- Cardboard
- Felting wool / wool
- Coloring pencils / felt tips
- Scissors
- Sticky tape
- Glue



1. Print out the template and stick onto cardboard.
2. Cut him out.
3. Colour in Percy's face and body.
4. Stick wool or cut up paper behind Percy's head with sticky tape.
5. Make him stand up by folding the strip at the bottom and inserting cut A into B.



Make a rosette

Materials needed:

- ✦ Cardboard
- ✦ Scissors
- ✦ Sticky tape
- ✦ Glue
- ✦ Safety Pins
- ✦ Crepe paper/tissue paper
- ✦ Anything to decorate that you like - sequins, glitter, paint, felt tips, coloring pencils

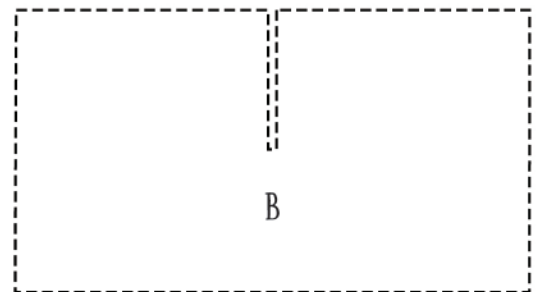
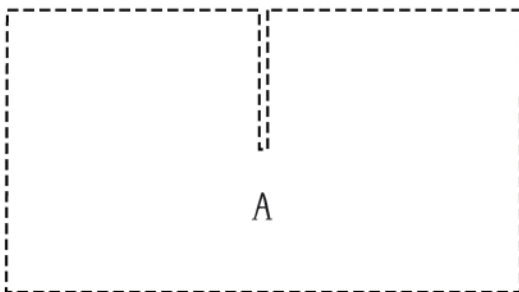
1. Pick something you love that you would like to win an award for.
2. Come up with a title for your award using words that start with the same letter e.g. Jolly Jelly Juggler or Fantastic Footballer.
3. Cut out a cardboard circle.
4. Decorate the circle whatever way you like using paint or by sticking colored paper and glitter to it.
5. Write your award in the centre of the circle.
6. Cut a strip of crepe paper or tissue paper and fold it to make a ruffle.
7. Stick it to the back of the circle with sticky tape.
7. Cut out some crepe or tissue paper ribbons and stick to the back of the circle.
8. Stick a safety pin in the middle of the circle at the back.

Your award is now ready for you to wear! Hooray!



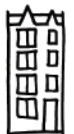
Make a Trophy

1. Think of something you love that you would like to win an award for.
2. Make up a title for your award using words that start with the same letter e.g. Jolly Jelly Juggler or Fantastic Footballer.
3. Cut out a cardboard trophy using this template.
4. Decorate it. You can cover it in tin foil and add paint or glitter or coloured paper.
5. Write the name of your award on the front.
6. Write your name at the bottom.
7. Insert cardboard tabs to make it stand up. Insert A and B into the slots.



Materials needed:

- Cardboard
- Scissors
- Sticky tape
- Glue
- Tin Foil
- Decorations - sequins, glitter, coloured paper, paint, felt tips



Answers

Tried and failed

- Dr Seuss was rejected 27 times for his first book.
- Walt Disney was turned down 302 times when he was trying to raise money to build Disneyworld.
- Thomas Edison tried 1000 times before he invented the lightbulb.
- James Dyson tried 5126 times before he came up with the design for the bagless vacuum cleaner.

Crossword

ACROSS


1. Best Son Ever
6. Penelope
7. Mohawk
9. Red
10. Polly
11. Art
15. Blue
16. Piano
18. Prim
19. Coconut
20. Rose

DOWN

2. Tuba
3. Ruler
4. Geek
5. Competition
8. Wiggliest
12. Checkmate
13. Blooms
14. Cryptic
17. Four



Percy's Maze



Spot the difference

